



All classes held at

Just Patchwork

60 Manning St

Tuncurry NSW 2428

Ph: (02) 6554 5824

E: justpatchwork@tpg.com.au

CLASSES

Jul - Dec 2022

jul

Triangle Frenzy Mon 11 & Tue 12 Jul 10am to 4pm

Melbourne Craft and Quilt Show 21-24 Jul

aug

Red Hat Day Monday 1 Aug 10am to 12noon

Festival of Quilts Birmingham 18-21 Aug

sep

Ruler Work

Tues 6 Sep 10am to 2pm

oct

Brisbane Craft and Quilt Show 12-16 Oct

Shimmering Triangles 24-25 Oct 10am to 4pm

nov

Red Hat Day Mon 7 Nov 10am to 12noon

Wool Felt Tues 8 Nov 10am to 2pm

Bargello Thu 10 & Fri 11 Nov 10am to 4pm

Canberra Quilt Show Wed 16 to Sat 19th November

One Block Wonder Mon 21 & Tues 22 Nov 10am to 4pm

Poppins Bag Tues 29 & Wed 30 Nov 10am to 4pm

dec

Red Hat Day Mon 5 Dec 10am to 12noon

RED HAT LADIES

Red Hat Ladies is a social group which meets the first Monday of the month. Come along and see demonstrations of the latest products, discussions on the different techniques as well as tips to help with your projects. Come along and join in the fun.

Morning tea provided, and members receive 10 per cent discount on fabrics purchased on the day.

Mondays 10:00am to 1:00pm

1 Aug

5 Sep

7 Nov

5 Dec

Triangular Frenzy


Cost \$60.00

Two day class

Continuing with the Triangle Theme, but using a totally different shape triangle template, create the illusion of circles. The quilt can be made to any size.

Monday 11th and Tuesday 12th July 2022

10am to 4pm



Shimmering Triangles ✂✂


Cost \$60.00

Two day class

This year is the year of the Triangle. Have fun with triangles while blending colours to make the quilt take on a wonderful persona. This quilt can be adapted to any size.

Monday 24th and Tuesday 25th October 2022

10:00am to 4:00pm



Shimmering Triangles 2022

Ruler Work ✂

\$40 per class

Tuesday 6th September 2022

10am to 2pm

Sue Wills will show you how to create lots of different quilting patterns by using different quilting rulers on your domestic sewing machine. Quilting Rulers will help you to improve your skill levels and make quilting your projects easy. Learn how to use acrylic rulers to guide us into smooth curves, feathers and leaves, so that quilting of large quilts has never been so easy.

Sue will teach how to add more texture to your quilts by embellishing them with lots of free motion designs. You will learn how to set up your machine, prepare your quilt for quilting, and then practice how to move your quilt on your machine.



One Block Wonder ✂✂

Cost \$60.00

Two day class

Monday 21st and Tuesday 22nd Nov 2022 10am to 4pm

This is an exciting quilt made with one or two fabrics to give a totally different look to the starting fabric. Have fun in this class and I will show a few different variations to the ordinary.



Poppins Bag ✂✂

Cost \$60.00

Two Day Class

Poppins Bag is a large zipper bag, great to store all those favourite things. It has pockets in the inside, as well as the outside to organise all those bits and pieces, as well as two wire stays to hold the bag open when loading.

Use a focus fabric and channel stitch the body of the bag, or stitch 2½" strips and flip.

Tuesday 29th and Wednesday 30th November 2022

10:00am to 4.00pm



Poppins Bag

Bargello ✂✂

Cost \$60

Two Day class

Thursday 10th and Friday 11th November 2022

10:00am to 4:00pm

We are visiting an old favourite. Firstly, you will design your own Bargello with guidance from Gai and then you will construct the quilt of any size from your design. In this quilt use some of the ugliest fabrics in your stash, and watch them shine in your project.



Wool Felt ✕

Cost: \$15.00

Tuesday 8th November

10:00am to 2:00pm


Wool Felt class allows you to learn the basic embroidery stitches you will be using in your wool felt project. You can start a new project or problem solve with your current design dilemmas. Come along and have fun with a wonderful form of Patchwork. Check out the wonderful effects you can get different stitches to embellish your projects.



Flower Power



Needlecase



Pincushion



Christmas Garland